

FEEDBACK FROM THE STUDENTS ON PROGRAMME OF STUDY & SYLLABUS 2023-24

This report provides an overview of student feedback on the program of study and syllabus. The data was collected through an online survey using Google Forms.

1. The feedback from

The feedback form to the students is provided via Google form. The link of the Google form is provided.

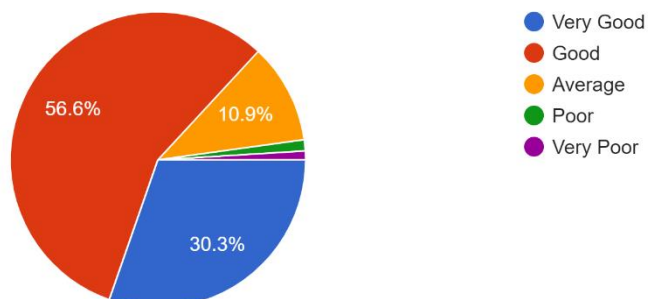
https://docs.google.com/forms/d/e/1FAIpQLScyArzFFZCp4K9cTlxvusJLZkZZo8dVmBjNmN_XOdM50BLJMg/viewform?usp=sf_link

2. The feedback analysis

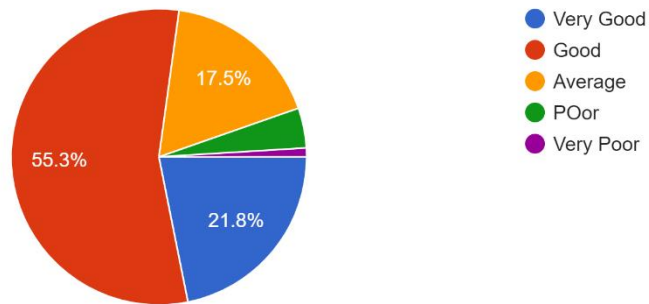
Analysing feedback through a pie chart can visually represent the distribution of responses. Pie charts are a popular and effective way to represent data visually. The following pie charts summarise the feedback.

1. Contemporary relevance of courses and course content

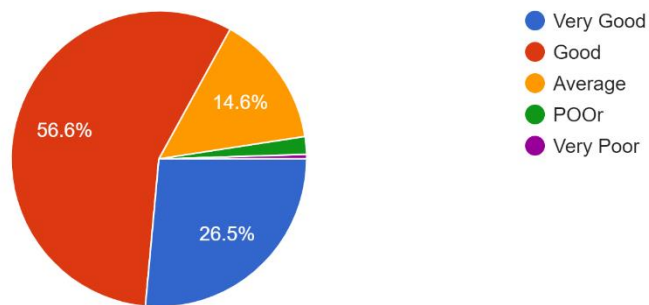
412 responses



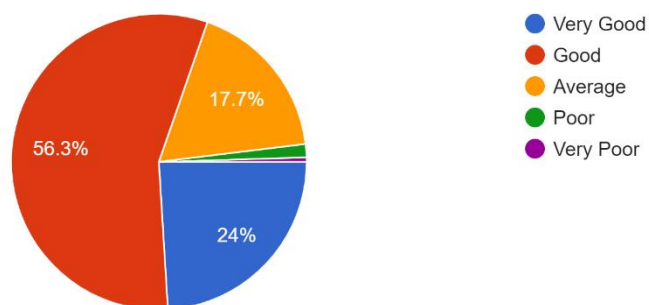
2. Inclusion of latest developments in the subject
412 responses



3. Depth of coverage of course content
412 responses

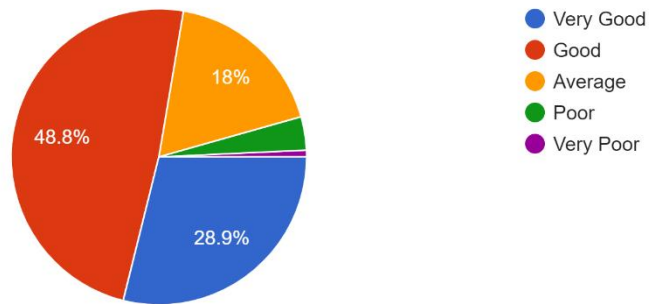


4. Extent of coverage of course content
412 responses



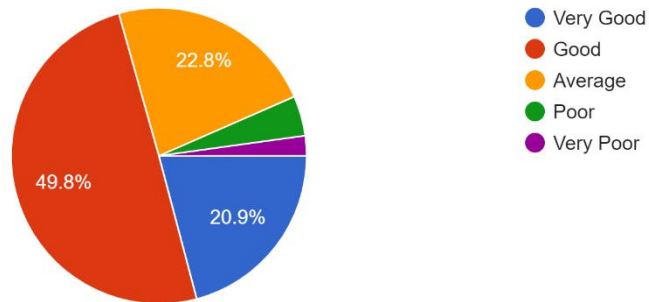
5. Orientation to higher studies

412 responses



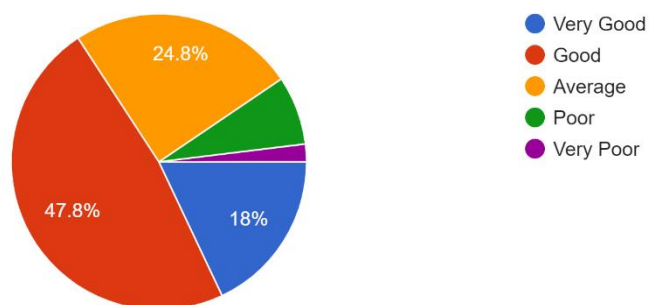
6. Practical orientation

412 responses

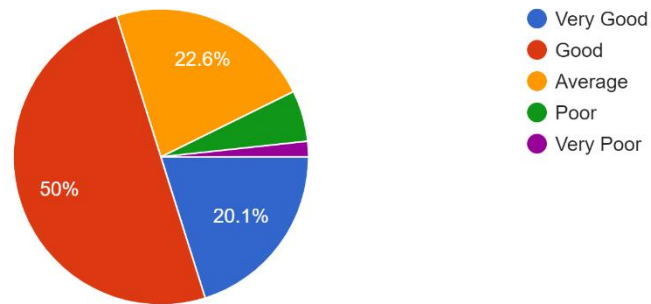


7. Opportunities for the promotion of life skills & employability skills

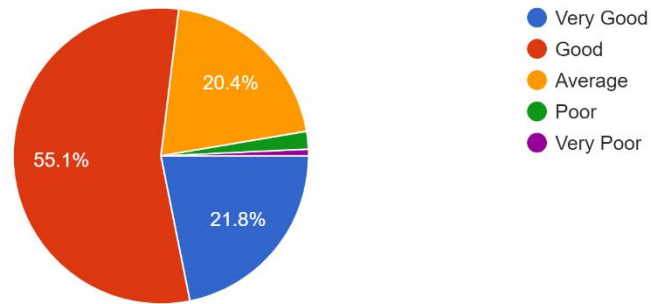
412 responses



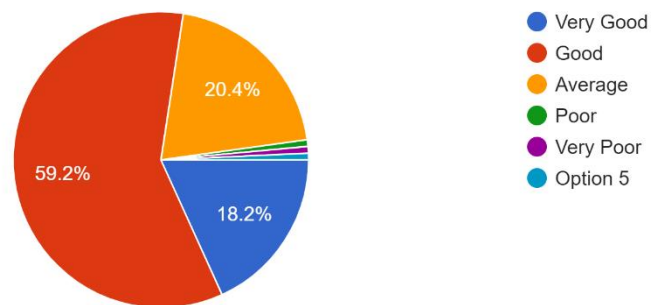
8. Opportunities for the promotion of critical, analytical and creative thinking skills
412 responses



9. Value orientation
412 responses

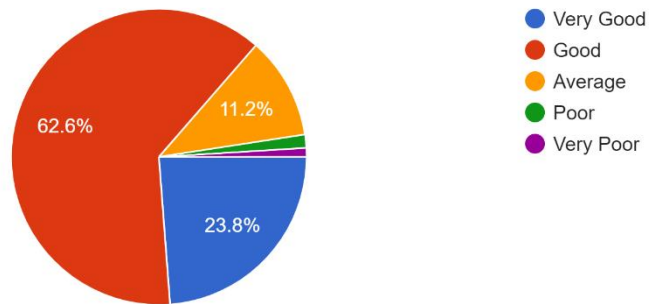


10. Suitability to your intellectual level
412 responses



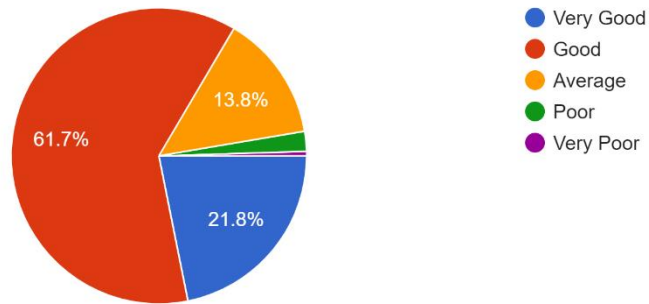
11. Integration to what you have learned up to Plus Two/ Degree

412 responses



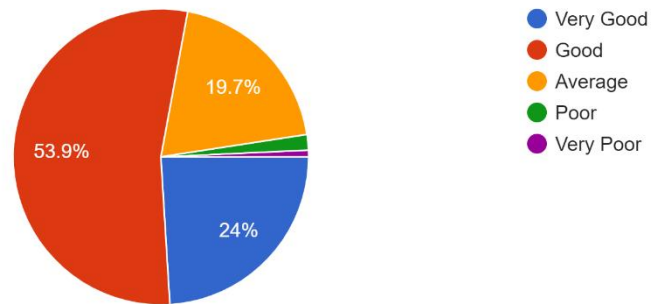
12. Effectiveness in enriching your knowledge base

412 responses



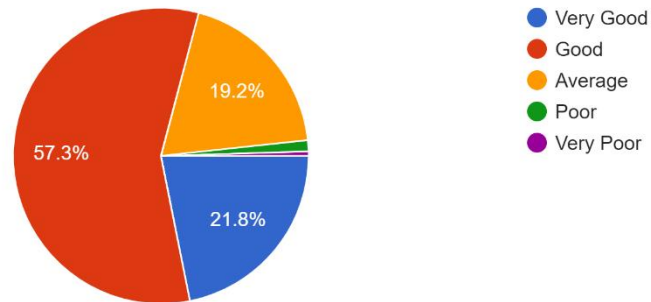
13. Effectiveness of evaluation system (internal & external)

412 responses



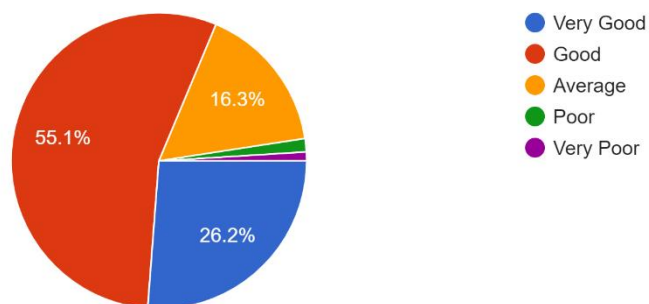
14. Effectiveness of achieving expected course and program outcomes

412 responses



15. Overall rating of the programme and the syllabus

412 responses



Sl No	Particulars	Very Good	Good	Average	Poor	Very Poor
		PERCENTAGE				
1	Contemporary relevance of courses and course content	30.3	56.6	10.9	1.2	1
2	Inclusion of latest developments in the subject	21.8	55.3	17.5	4.4	1
3	Depth of coverage of course content	26.5	56.6	14.6	1.9	0.4
4	Extent of coverage of course content	24	56.3	17.7	1.5	0.5
5	Orientation to higher studies	28.9	48.8	18	3.6	0.7
6	Practical orientation	20.9	49.8	22.8	4.4	2.1
7	Opportunities for the promotion of life skills & and employability skills	18	47.8	24.8	7.5	1.9
8	Opportunities for the promotion of critical, analytical and creative thinking skills	20.1	50	22.6	5.6	1.7
9	Value orientation	21.8	55.1	20.4	1.9	0.8
10	Suitability to your intellectual level	18.2	59.2	20.4	1.4	0.8
11	Integration to what you have learned up to Plus Two	23.8	62.6	11.2	1.4	1
12	Effectiveness in enriching your knowledge base	21.8	61.7	13.8	2.2	0.5
13	Effectiveness of evaluation system (internal & external)	24	53.9	19.7	1.7	0.7
14	Effectiveness in achieving expected course and programme outcomes	21.8	57.3	19.2	1.2	0.5
15	Overall rating of the programme and the syllabus	26.2	55.1	16.3	1.4	1

The following inferences were drawn from the above table.

1. Contemporary Relevance of Courses:

- The majority (86.9%) rate the contemporary relevance of the courses as either 'Very Good' (30.3%) or 'Good' (56.6%).
- Only 2.2% feel that it's 'Poor' or 'Very Poor.'

2. Inclusion of Latest Developments:

- 77.1% rate the inclusion of new developments as 'Very Good' or 'Good.'
- A relatively higher percentage (17.5%) feel it's 'Average', indicating room for improvement in this area.

3. Depth of Coverage:

- Most respondents (83.1%) rate the depth of course content as 'Very Good' or 'Good.'
- Only 2.4% rate it as 'Poor' or 'Very Poor.'

4. Extent of Coverage:

- Similar to the depth, 80.3% find the extent of coverage to be 'Very Good' or 'Good.'
- Again, a small percentage (2%) feel it is lacking.

5. Orientation to Higher Studies:

- 77.7% feel the courses provide good orientation for higher studies.
- However, 18% rate it as 'Average,' and 3.6% as 'Poor,' showing a mixed perception.

6. Practical Orientation:

- A comparatively lower percentage (70.7%) rate practical orientation as 'Very Good' or 'Good.'
- A significant portion (22.8%) find it 'Average,' and 6.6% rate it as 'Poor' or 'Very Poor,' suggesting a need for improvement in practical applications.

7. Promotion of Life and Employability Skills:

- 65.8% rate opportunities for life and employability skills as 'Very Good' or 'Good,' indicating moderate satisfaction.
- A higher dissatisfaction is noted here with 24.8% considering it 'Average' and 9.4% rating it poorly.

8. Critical, Analytical, and Creative Thinking:

- 70.1% believe the courses foster critical thinking skills well.
- However, 29.9% rate it as 'Average' or below, suggesting a need to strengthen this aspect.

9. Value Orientation:

- 76.9% rate value orientation as 'Very Good' or 'Good.'
- A notable 20.4% rate it as 'Average.'

10. Suitability to Intellectual Level:

- 77.4% feel the courses are suitable for their intellectual level, but 20.4% rate it 'Average,' suggesting varied opinions.

11. Integration with Previous Knowledge:

- 86.4% believe the course integrates well with what they learned up to Plus Two, reflecting a strong positive response.

12. Enriching Knowledge Base:

- 83.5% find the courses effective in enriching their knowledge base.

13. Evaluation System:

- 77.9% rate the evaluation system as 'Very Good' or 'Good.'
- However, 19.7% rate it as 'Average,' suggesting there might be concerns about the evaluation methods.

14. Achievement of Outcomes:

- 79.1% believe the program is effective in achieving its expected outcomes.
- But a notable 19.2% feel it is 'Average.'

15. Overall Rating of Program and Syllabus:

- 81.3% provide a positive overall rating of the program and syllabus, while 16.3% rate it as 'Average.'

Conclusion

- The courses are generally perceived positively, particularly in terms of contemporary relevance, integration with previous knowledge, and enriching the knowledge base.
- Practical orientation, life skills, and employability skills are areas where some respondents see room for improvement.
- A significant percentage of respondents rate aspects such as the inclusion of the latest developments and critical thinking skills as 'Average' or lower, indicating potential areas for curricular enhancement.