

FEEDBACK ON THE ACADEMIC PERFORMANCE AND AMBIANCE OF THE INSTITUTION FROM STUDENTS 2023-24

This report presents an overview of student feedback on the academic performance and environment of Payyanur College, based on data collected through an online Google form survey. It is intended to serve as a basis for ongoing institutional improvement initiatives.

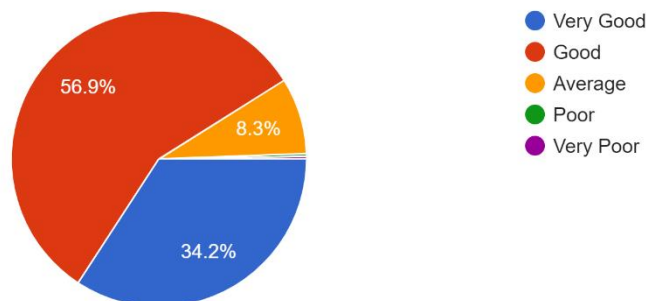
1. The feedback from

The feedback form to the students is provided via Google form. The link of the Google form is provided, https://docs.google.com/forms/d/e/1FAIpQLSdBf-aksSLyP3vyOVIkH7wKxo_J6pq4sUxhKLk8RI4JbDaSxQ/viewform?usp=sf_link

2. The feedback analysis

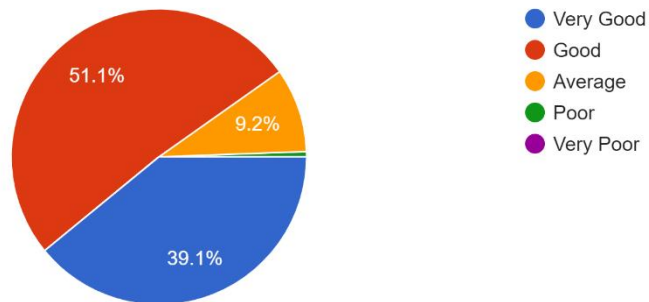
Analysing feedback through a pie chart can provide a visual representation of the distribution of responses. Pie charts are a popular and effective way to visually represent data. The following pie charts summarise the feedback.

1. General academic atmosphere of the college
348 responses



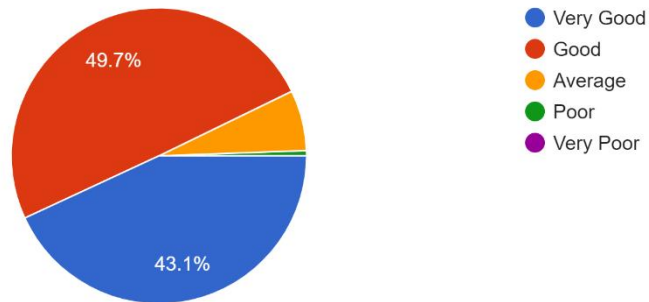
2. Quality of the teaching-learning process

348 responses



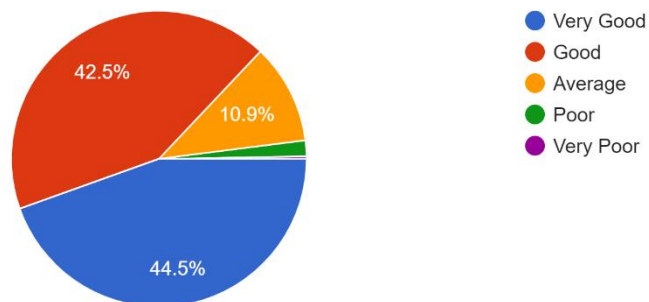
3. Performance of the teachers

348 responses



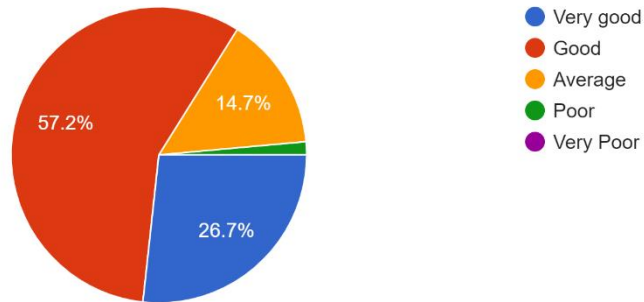
4. Student-teacher relationship

348 responses



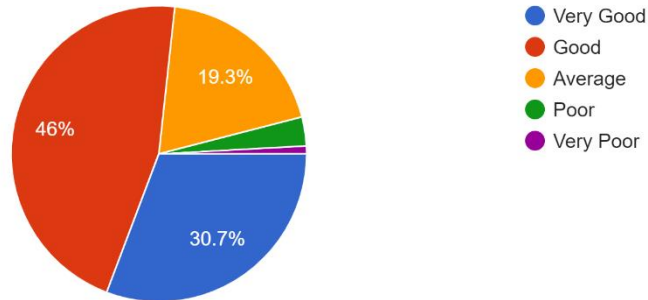
5. Fairness and effectiveness of the internal assessment system

348 responses



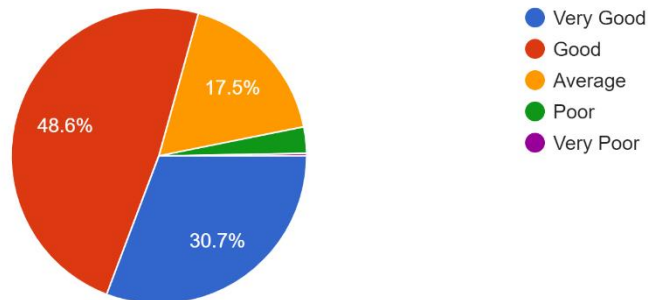
6. Effectiveness of the mentoring system

348 responses



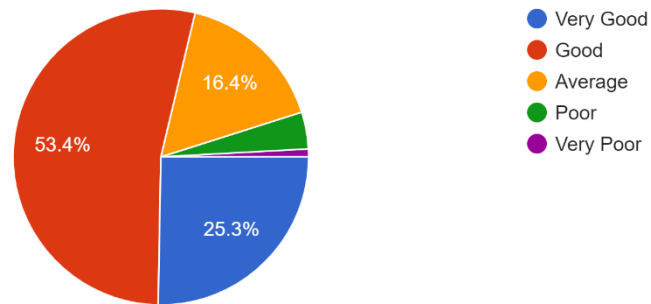
7. Effectiveness of the support for weaker students

348 responses



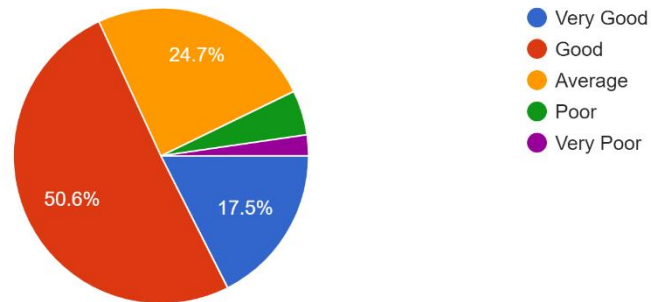
8. Effectiveness of co-curricular activities like seminars/workshops

348 responses



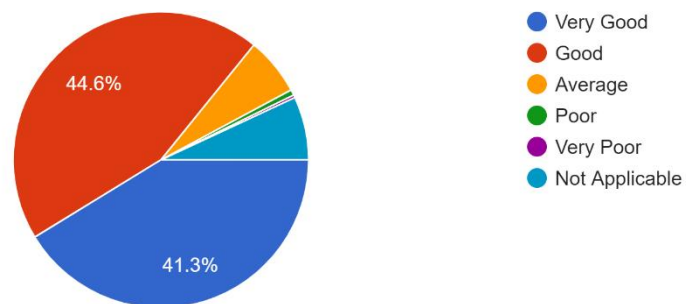
9. Effectiveness of the activities of the Career and Counselling Cell

348 responses



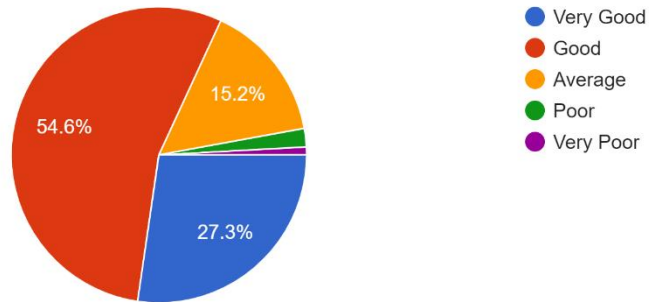
10. Effectiveness of NCC/NSS activities

332 responses



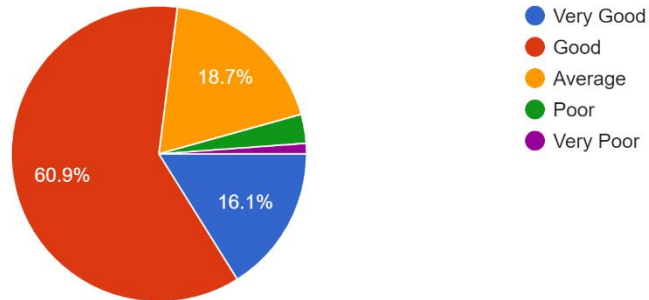
11. The approach of the college towards students

348 responses



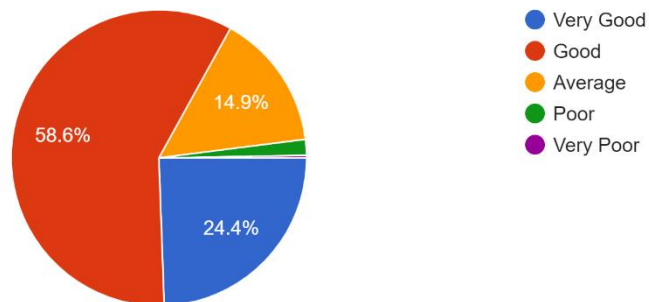
12. Promptness in solving the grievances of the students

348 responses



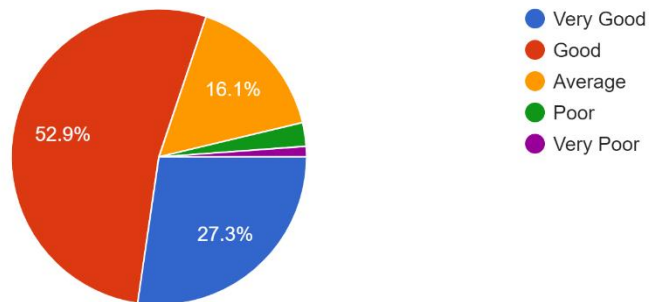
13. Timely intimation of information to students

348 responses



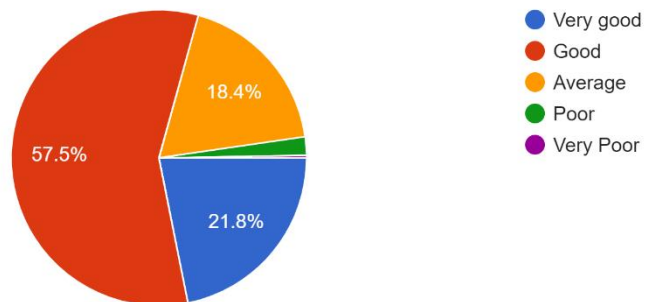
14. Services of the college office

348 responses



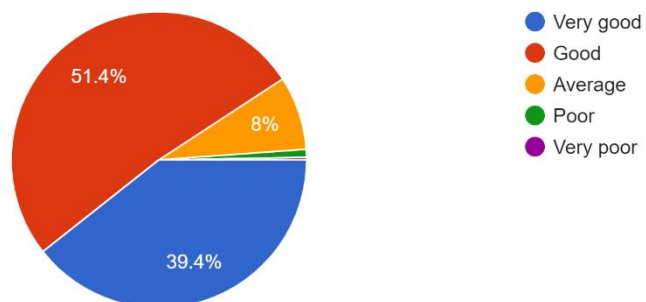
15. General infrastructure facilities

348 responses



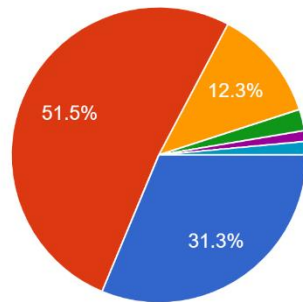
16. Facilities and service of the college central library

348 responses



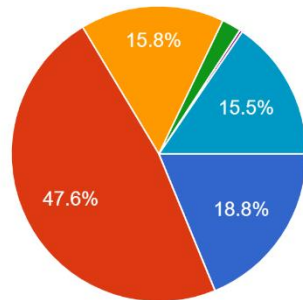
16. Facilities and service of the department library

342 responses



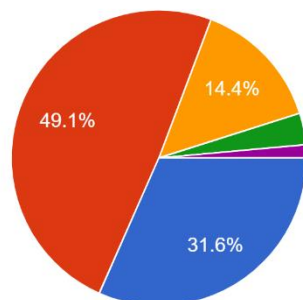
17. Laboratory facilities

330 responses



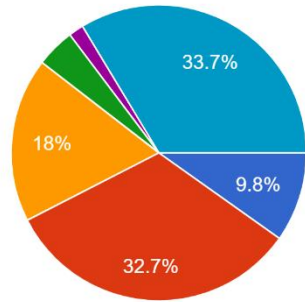
18. Computer facilities for students

348 responses



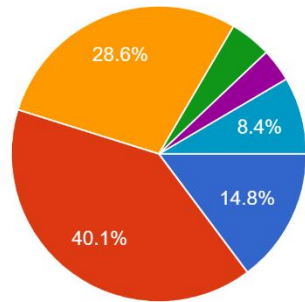
19. Facilities of the college hostel

306 responses



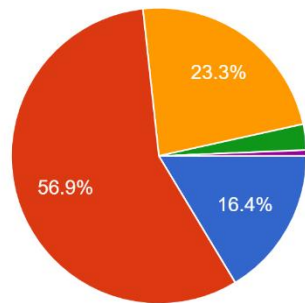
20. Facilities of the Girls' Room

332 responses



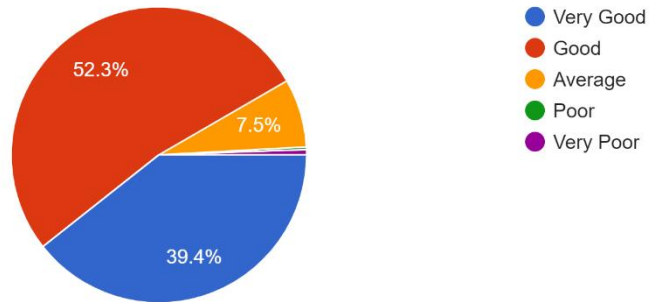
21. Recreational facilities for students

318 responses



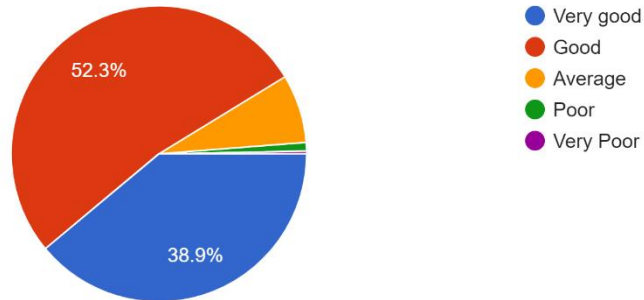
22. Canteen facilities

348 responses



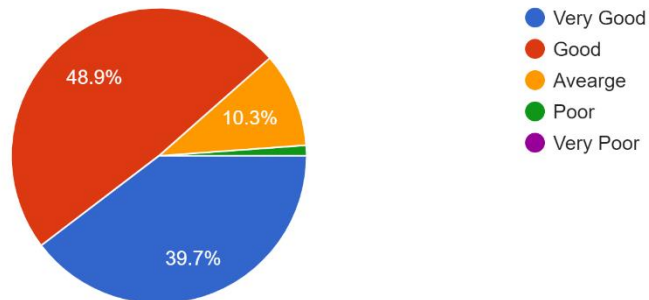
23. Opportunities for sports and games activities

321 responses



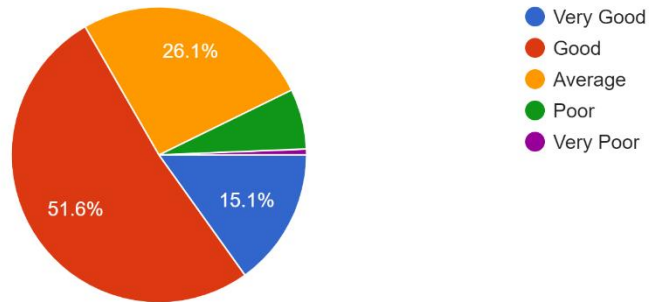
24. Opportunities for arts and cultural activities

348 responses



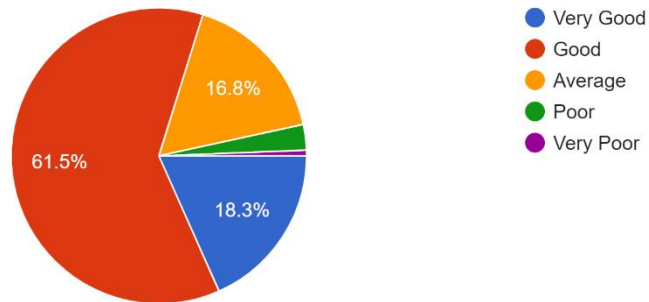
25. Medical aid facilities

318 responses



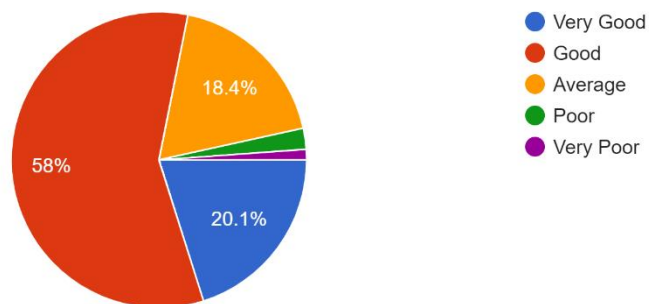
26. Transport facilities

322 responses



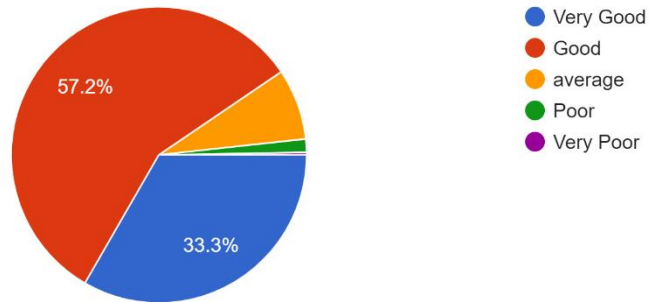
27. Opportunities for developing democratic and humanitarian values

348 responses



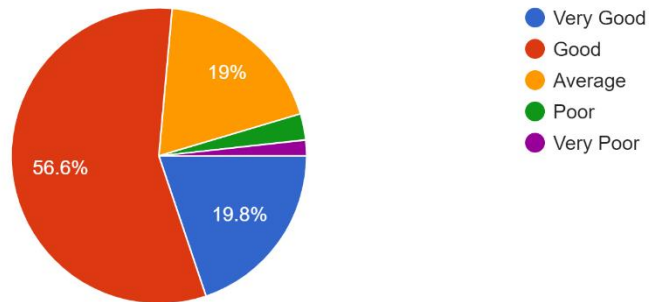
28. Service of the college co-operative Store

348 responses



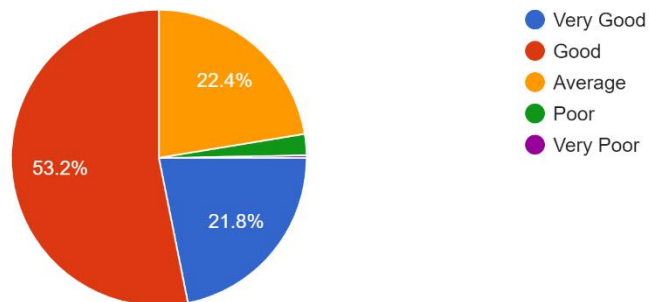
29. Services of the college management

348 responses



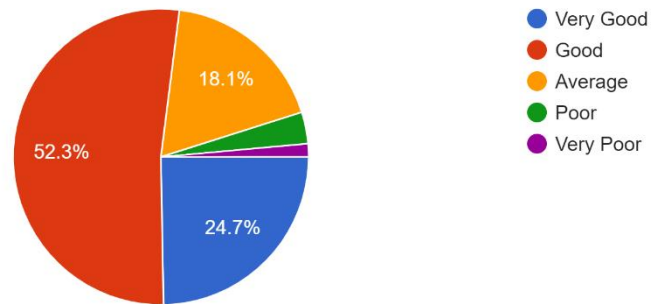
30. Services of the Parent Teacher Association

348 responses



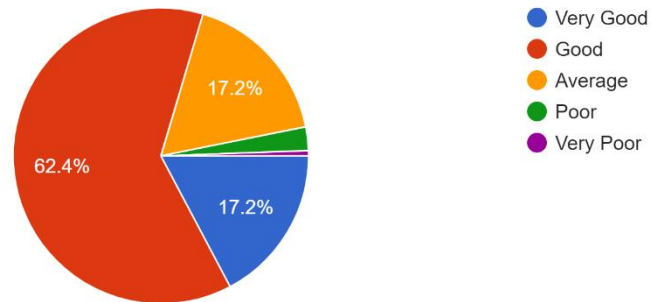
31. Activities of the College Students' Union

348 responses



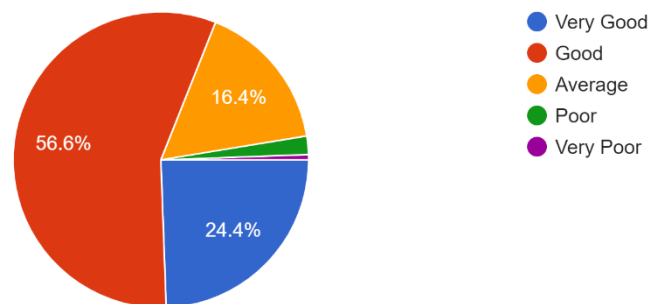
32. General discipline in the college

348 responses



33. Opportunities in the college for your overall academic and personal growth

348 responses



Sl No	Particulars	Very Good	Good	Average	Poor	Very Poor
		PERCENTAGE				
1	The general academic atmosphere of the college	34.2	56.9	8.3	-	-
2	Quality of the teaching-learning process	39.1	51.1	9.2	-	-
3	Performance of the teachers	43.1	49.7	6.6	0.6	-
4	Student-teacher relationship	44.5	42.5	10.9	1.7	-
5	Fairness and effectiveness of the internal assessment system	26.7	57.2	14.7	1.4	-
6	Effectiveness of the mentoring system	30.7	46	19.3	3.2	-
7	Effectiveness of the support for weaker students	30.7	48.6	17.5	2.9	-
8	Effectiveness of co-curricular activities like seminars/workshops	25.3	53.4	16.4	4	0.9
9	Effectiveness of the activities of the Career and Counselling Cell	17.5	50.6	24.7	4.9	2.3
10	Effectiveness of NCC/NSS activities (N.A: 6.9%)	41.3	44.6	21.6	0.6	-
11	The approach of the college towards students	27.3	54.6	15.2	2	0.9
12	Promptness in solving the grievances of the students	16.1	60.9	18.7	3.2	1.1
13	Timely intimation of information to students	24.4	58.6	14.9	1.7	-
14	Services of the college office	27.3	52.9	16.1	2.6	1.1
15	General infrastructure facilities	21.8	57.5	18.4	2	-
16	Facilities and services of the college's central library	39.4	51.4	8	0.9	-
17	Facilities and services of the department library(N.A: 1.5%)	31.3	51.5	12.3	2.3	1.2
18	Laboratory facilities (N.A: 15.5%)	18.8	47.6	15.8	2.1	-
19	Computer facilities for students	31.6	41.9	14.4	3.4	1.4
20	Facilities of the college hostel (N.A: 33.7%)	9.8	32.7	18	4.2	1.6
21	Facilities of the Girls' Room (N.A: 8.4%(14.8	40.1	28.6	4.5	8.4
22	Recreational facilities for students	16.4	56.9	23.3	2.8	0.6
23	Canteen facilities	39.4	52.3	7.5	0.6	-
24	Opportunities for sports and games activities	38.9	52.3	7.5	0.9	-
25	Opportunities for arts and cultural activities	39.7	48.9	10.3	1.1	-
26	Medical aid facilities	15.1	51.6	26.1	6.6	0.6
27	Transport facilities	18.3	61.5	16.8	2.8	0.6

28	Opportunities for developing democratic and humanitarian values	20.1	58	18.4	2.3	1.1
29	Service of the college co-operative Store	33.3	57.2	7.8	1.4	-
30	Services of the college management	19.8	56.6	19	2.9	1.7
31	Services of the Parent-Teacher Association	21.8	53.2	22.4	2.3	-
32	Activities of the College Students' Union	24.7	52.3	18.1	3.4	1.4
33	General discipline in the college	17.2	62.4	17.2	2.6	0.6
34	Opportunities in the college for your overall academic and personal growth	24.4	56.6	16.4	2	0.6

From the data provided, the following inferences can be made:

General Academic Atmosphere and Teaching-Learning Quality:

The majority of respondents find the academic atmosphere positive, with 56.9% rating it as good and 34.2% as very good.

The teaching-learning process is similarly appreciated, with 90.2% rating it as good or very good.

Teacher Performance and Student-Teacher Relationship:

92.8% rate teacher performance positively (good or very good), though 0.6% rate it as poor, indicating some room for improvement.

87% of respondents rate the student-teacher relationship highly, while 1.7% report it as poor, suggesting general satisfaction but with minor issues.

Internal Assessment and Mentoring System:

While 83.9% find the internal assessment system fair, 1.4% rate it as poor, indicating a small group with concerns. The mentoring system is effective for 76.7%, but 22.5% rate it as average, poor, or very poor, showing a need for more personalized guidance.

Support for Weaker Students and Co-curricular Activities:

79.3% find support for weaker students good or very good, though 20.4% feel it needs improvement. Co-curricular activities, such as seminars and workshops, are well-regarded by 78.7%, but 4.9% feel it lacks effectiveness.

Career and Counselling Cell:

This area shows the most dissatisfaction, with 24.7% rating it as average and 7.2% as poor or very poor, signaling the need for stronger support in career counseling.

NCC/NSS Activities and Grievance Redressal:

85.9% are satisfied with NCC/NSS activities, while grievance redressal has 77% approval, though 4.3% feel it's slow or ineffective.

Infrastructure and Library Facilities:

General infrastructure facilities receive positive feedback from 79.3%, though 20.4% rate it as average or poor. The central library is highly rated by 90.8%, with the department library receiving 82.8% positive responses despite some room for improvement.

Hostel and Girls' Room Facilities:

Hostel facilities have a large non-responding group (33.7%), and only 42.5% find the facilities good, indicating a significant need for improvement. The Girls' Room also has low ratings, with 8.4% finding it very poor and only 54.9% rating it positively, suggesting dissatisfaction among female students.

Recreational and Canteen Facilities:

Recreational facilities are rated positively by 73.3%, though 23.3% find them average, indicating a potential need for more options. Canteen facilities are praised by 91.7% of respondents, showing a generally high level of satisfaction.

Sports, Cultural, and Medical Facilities:

Opportunities for sports and cultural activities receive high ratings, with 91.2% and 88.6% of students finding them satisfactory. Medical aid, however, shows mixed feedback, with 26.1% rating it as average and 7.2% rating it as poor, suggesting the need for improved health services.

Transport, Discipline, and Overall Growth:

Transport services are highly regarded by 79.8%, and discipline is rated positively by 79.6% of respondents. The college's role in students' academic and personal growth is well-rated by 81%, although 18.4% rate it as average or worse.

Overall, while the college performs well in areas like teaching quality, infrastructure, and co-curricular opportunities, there are concerns regarding mentoring, career counseling, hostel facilities, and medical aid, indicating areas for potential improvement..